

P

Fine Atomization

DESIGN FEATURES

- High energy efficiency
- No whirl vanes or internal parts
- Highly efficient laminar jet impinges on target pin generating fine fog
- Male connection

SPRAY CHARACTERISTICS

- Finest fog of any direct pressure nozzle

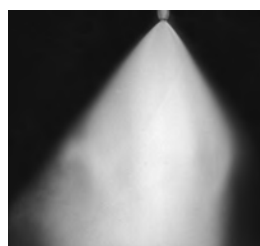
Spray pattern: Cone-shaped Fog

Spray angle: 90°. For best 90° pattern operate nozzle at or above 4 bar

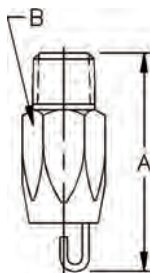
Flow rates: 0.153 to 30.3 l/min



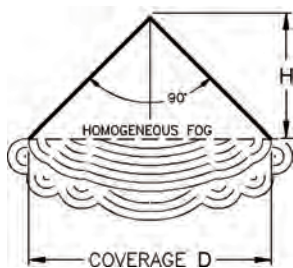
MISTING



Fog



Male



Fog Pattern

Dimensions are approximate. Check with BETE for critical dimension applications.

P Flow Rates and Dimensions

Cone-Shaped Fog, 90° Spray Angle, 1/4" Pipe Size, BSP or NPT

Male Pipe Size	Nozzle Number	K Factor	LITERS PER MINUTE @ BAR								Approx. Orifice Dia. (mm)	Approx. Coverage D (mm)	Approx. Spray Height H (mm)	Approx. Dim. (mm)		Wt. (g) Metal
			1 bar	2 bar	3 bar	5 bar	7 bar	10 bar	20 bar	30 bar				A	B	
1/4	P20	0.153	0.153	0.216	0.264	0.341	0.404	0.483	0.683	0.836	0.508	300	150	46.5	16.0	57
	P24	0.228	0.228	0.322	0.395	0.510	0.603	0.721	1.02	1.25	0.610	400	200			
	P28	0.296	0.296	0.419	0.513	0.662	0.784	0.937	1.32	1.62	0.711	460	230			
	P32	0.410	0.410	0.580	0.710	0.917	1.09	1.30	1.83	2.25	0.813	560	280			
	P40	0.638	0.638	0.902	1.11	1.43	1.69	2.02	2.85	3.49	1.02	610	305			
	P48	0.912	0.912	1.29	1.58	2.04	2.41	2.88	4.08	4.99	1.22	710	355			
	P54	1.21	1.21	1.71	2.09	2.70	3.20	3.82	5.40	6.62	1.37	760	380			
	P66	1.71	1.71	2.42	2.96	3.82	4.52	5.40	7.64	9.36	1.68	910	455			
	P80	2.46	2.46	3.48	4.26	5.50	6.51	7.78	11.0	13.5	2.03	1200	600			
	P120	5.54	5.54	7.83	9.59	12.4	14.7	17.5	24.8	30.3	3.05	1500	750			

$$\text{Flow Rate (l/min)} = K \sqrt{\text{bar}}$$

Standard Materials: Brass, 303 Stainless Steel, and 316 Stainless Steel

Spray angle performance varies with pressure. Contact BETE for specific data on critical applications.

TO ORDER: specify pipe size, connection type, nozzle number, spray angle, and material.