

NFH

Low Flow

DESIGN FEATURES

- Tungsten carbide orifice inserts for maximum wear resistance and service life
- Male connections: 1/4" NPT, BSP (R)


SPRAY CHARACTERISTICS

- Relatively coarse atomization
- Uniform distribution with tapered edges for use in overlapping sprays


Spray pattern: Flat Fan

Spray angles: 5° to 120°

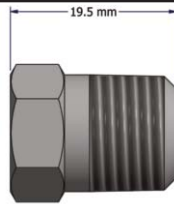
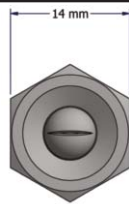
Flow rate: 0.048 to 16.6 L/min



Metal



Fan 80°



To Order: Spray Set-up Number

1/4 NFH 0.18 25 -B
 pipe size | series | nozzle number | spray angle | if BSP (R) thread

NFH Flow Rates, Spray Angles and Dimensions Fan, 5° to 120° Spray Angles, 1/4" Pipe Size

Male Pipe Size	Nozzle Number	K Factor	LITERS PER MINUTE @ BAR							Equivalent Orifice Dia.(mm)	Available Spray Angles	Wt. (g)
			2 bar	3 bar	4 bar	7 bar	30 bar	50 bar	70 bar			
1/4"	NFH-0.18	0.018	-	-	-	0.048	0.099	0.127	0.151	0.18	5°, 10°, 15°, 20°, 25°, 30°, 33°, 40°, 50°	42.5
	NFH-0.23	0.029	-	-	-	0.077	0.159	0.205	0.243	0.23	5°, 10°, 15°, 20°, 25°, 30°, 33°, 40°, 50°, 65°	
	NFH-0.28	0.043	-	-	-	0.114	0.236	0.304	0.360	0.28	5°, 10°, 20°, 33°, 40°, 50°, 65°, 73°	
	NFH-0.33	0.059	-	-	-	0.156	0.323	0.417	0.494	0.33	5°, 10°, 20°, 33°, 40°, 50°, 65°, 73°, 80°, 90°	
	NFH-0.38	0.079	-	-	-	0.209	0.433	0.559	0.661	0.38	10°, 20°, 33°, 40°, 50°, 65°, 73°, 80°, 90°, 100°	
	NFH-0.43	0.100	-	-	-	0.265	0.548	0.707	0.837	0.43	10°, 20°, 33°, 40°, 50°, 65°, 73°, 80°, 90°, 100°, 110°, 120°	
	NFH-0.45	0.110	0.156	0.191	0.220	0.291	0.602	0.778	0.920	0.45		
	NFH-0.48	0.125	0.177	0.217	0.250	0.331	0.685	0.884	1.05	0.48		
	NFH-0.53	0.152	0.215	0.263	0.304	0.402	0.833	1.07	1.27	0.53		
	NFH-0.58	0.183	0.259	0.317	0.366	0.484	1.00	1.29	1.53	0.58		
	NFH-0.63	0.216	0.305	0.374	0.432	0.571	1.18	1.53	1.81	0.63		
	NFH-0.66	0.237	0.335	0.410	0.474	0.627	1.30	1.68	1.98	0.66		
	NFH-0.68	0.251	0.355	0.435	0.502	0.664	1.37	1.77	2.10	0.68		
	NFH-0.73	0.289	0.409	0.501	0.578	0.765	1.58	2.04	2.42	0.73		
	NFH-0.78	0.330	0.467	0.572	0.660	0.873	1.81	2.33	2.76	0.78		
	NFH-0.84	0.383	0.542	0.663	0.766	1.01	2.10	2.71	3.20	0.84		
	NFH-0.89	0.430	0.608	0.745	0.860	1.14	2.36	3.04	3.60	0.89		
	NFH-0.94	0.480	0.679	0.831	0.960	1.27	2.63	3.39	4.02	0.94		
	NFH-0.99	0.532	0.752	0.921	1.06	1.41	2.91	3.76	4.45	0.99		
	NFH-1.04	0.587	0.830	1.02	1.17	1.55	3.22	4.15	4.91	1.04		
	NFH-1.09	0.645	0.912	1.12	1.29	1.71	3.53	4.56	5.40	1.09		
	NFH-1.14	0.706	0.998	1.22	1.41	1.87	3.87	4.99	5.91	1.14		
	NFH-1.19	0.769	1.09	1.33	1.54	2.03	4.21	5.44	6.43	1.19		
	NFH-1.24	0.835	1.18	1.45	1.67	2.21	4.57	5.90	6.99	1.24		
NFH-1.29	0.904	1.28	1.57	1.81	2.39	4.95	6.39	7.56	1.29			
NFH-1.32	0.945	1.34	1.64	1.89	2.50	5.18	6.68	7.91	1.32			
NFH-1.35	0.990	1.40	1.71	1.98	2.62	5.42	7.00	8.28	1.35			
NFH-1.40	1.06	1.50	1.84	2.12	2.80	5.81	7.50	8.87	1.40			
NFH-1.45	1.14	1.61	1.97	2.28	3.02	6.24	8.06	9.54	1.45			
NFH-1.50	1.22	1.73	2.11	2.44	3.23	6.68	8.63	10.2	1.50			
NFH-1.55	1.31	1.85	2.27	2.62	3.47	7.18	9.26	11.0	1.55			
NFH-1.57	1.34	1.90	2.32	2.68	3.55	7.34	9.48	11.2	1.57			
NFH-1.60	1.39	1.97	2.41	2.78	3.68	7.61	9.83	11.6	1.60			
NFH-1.65	1.48	2.09	2.56	2.96	3.92	8.11	10.5	12.4	1.65			
NFH-1.70	1.57	2.22	2.72	3.14	4.15	8.60	11.1	13.1	1.70			
NFH-1.75	1.66	2.35	2.88	3.32	4.39	9.09	11.7	13.9	1.75			
NFH-1.80	1.76	2.49	3.05	3.52	4.66	9.64	12.4	14.7	1.80			
NFH-1.83	1.82	2.57	3.15	3.64	4.82	9.97	12.9	15.2	1.83			
NFH-1.85	1.86	2.63	3.22	3.72	4.92	10.2	13.2	15.6	1.85			
NFH-1.91	1.98	2.80	3.43	3.96	5.24	10.8	14.0	16.6	1.91			

Flow Rate (l/min) = K √bar

Spray angle performance varies with pressure.
 Contact BETE for specific data on critical applications.

Standard Materials:

Tungsten Carbide Insert, 303 Stainless Steel Housing

TO ORDER: specify pipe size, connection type, nozzle number, spray angle, and material.

FAN